



COMMUNICATIONS FOR TODAY ... AND TOMORROW.

Tek-CARE[®]500 Wireless Nurse Call System

UL[®] 2560 Listed

Submittal Package

as of 3/12/24

www.tektone.com

Phone: 828.524.9967
Toll-Free: 800.327.8466
Sales: Option 2
Tech Support: Option 3

324 Industrial Park Road
Franklin, NC 28734
tektone@tektone.com
Fax: 828.524.9968

Copyright © 2024 TekTone[®] Sound & Signal Mfg., Inc., All rights reserved.

No part of these publications may be copied without the express written permission of TekTone[®] Sound & Signal Mfg., Inc. The contents of these specification sheets are furnished for informational use only, are subject to change without notice, and should not be construed as a commitment by TekTone[®] Sound & Signal Mfg., Inc. TekTone[®] Sound & Signal Mfg., Inc. assumes no responsibility or liability for any errors or inaccuracies that may appear in this documentation.

TekTone, the TekTone logo, Tek-ALERT, Tek-BRIDGE, Tek-CALL, Tek-CARE, Tek-CHECK-IN, Tek-COM, Tek-ENTRY, Tek-GUARD, Tek-MICRO, Tek-MMARS, Tek-PAGING, and Tek-SAFE are either registered trademarks or trademarks of TekTone[®] Sound & Signal Mfg., Inc. in the United States and/or other countries. All other trademarks are the property of their respective owners.

Features

- Survey any facility quickly and easily
- Completely portable
- Demonstrate the range of 900 MHz Echostream transmitters
- Batteries operate system up to 6 hours

Description

The NC500ESSK is a portable, easy-to-use site survey kit that takes the guesswork out of creating a wireless installation plan with a quick and accurate site survey. The NC500ESSK is used to determine the optimum location for transmitters and repeaters in a Tek-CARE®500 Wireless Nurse Call System. The NC500ESSK demonstrates the superior range, performance and reliability in virtually any environment. The NC500ESSK is powered by four AA batteries (not included).

Specifications

Instructions: Detailed guide from Inovonics:
<https://www.inovonics.com/wp-content/uploads/2013/03/168-04493-01.pdf>

Survey Transmitter: Used with the wireless survey kit to help determine the optimal location for transmitters and repeaters.

Receiver: Processes radio signals from transmitters and displays status.

Continuous Alarm Trigger: Turns site surveys into a one-person job.



NC500ESSK Site Survey Kit

TekTone® has designed Tek-CARE®500 to work as a system. Its Tek-CARE® Server has been carefully designed and matched to work with Tek-CARE500 wireless and wired peripherals. TekTone will not warrant or support components of Tek-CARE500 that are purchased separately unless the components are add-ons to previously sold systems. TekTone will also not warrant or support a system that is a mix of TekTone and non-TekTone parts, unless prior permission has been obtained. A site survey must be performed and submitted before ordering a Tek-CARE500 system. In order to track our systems and to inform facilities of software upgrades, full site information (site name, address and phone number) will be required when ordering. Site information and Tek-CARE Server warranty numbers will also be required when requesting technical support.

Features

- Can be placed anywhere in the facility with LAN connectivity
- Touchscreen monitor for easy interaction
- Displays calls, icons, maps, station information, resident information, and much more
- Calls can be filtered and zoned
- Can operate as a non-interactive display if only a call display is desired
- Optional supervision

Description

The touchscreen NC403TS Tek-CARE Monitor is a purpose-built monitor for the Tek-CARE nurse call system. It is designed to be a cost-effective and attractive option for displaying calls throughout the facility where the full functionality of a master station is not required.

The NC403TS Tek-CARE Monitor is supplied as a complete unit which includes all the necessary hardware for connection to the nurse call system. The NC403TS Tek-CARE Monitor is connected to the Tek-CARE system via the facility's local area network (LAN). A CL234 wall-mount bracket may be purchased separately and used in conjunction with a VESA designed TV/Monitor wall-mount bracket.

The NC403TS Tek-CARE Monitor offers many functions used by facility staff on a daily basis, such as call display and the ability to view details about a call, resident information, status display, and more. In addition to a call list view, a map view and icon view are also available if desired. The NC403TS Tek-CARE Monitor can also modify its own annunciation settings and display system faults if desired. Password protection of advanced features is also available.

The NC403TS Tek-CARE Monitor can be zoned to display calls from desired zones to improve staff awareness and efficiency. Up to 254 NC403TS Tek-CARE Monitors can be installed on a single Tek-CARE system.



NC403TS Tek-CARE Monitor

Specifications

- Dimensions: 14"H × 21.3"W × 1.9"D
(356 mm × 541 mm × 48 mm)
- Connection: Ethernet connectivity to facility LAN
- Display: 24" touchscreen display

Required Components

NC475 Tek-CARE Appliance Server

Optional Components

CL234 Wall-Mount Bracket

Features

- Proprietary nurse call appliance server running the Tek-CARE OS. The Tek-CARE Appliance Server is available in two different variants:
 - The NC475 is a headless appliance server
 - The NC475DESK is supplied with a 24" touch-screen monitor (size may vary) and wireless keyboard and mouse
- Functions as a tone-visual master station for the Tek-CARE500 and Tek-CARE570 systems
- Includes paging software module for automatic and manual pages to staff
- Software module options include event monitoring, reporting, Staff App, Apple TV displays, email output, and more
- Two network interface ports provide connections to the Tek-CARE Network and facility LAN
- Six RS232 serial ports provide connections for a paging transmitter, a central monitoring interface, and Tek-CARE500 and Tek-CARE570 Receivers

Description

The NC475 Tek-CARE Appliance Server provides the platform to install and run various software modules for Tek-CARE communications platform. The Tek-CARE Appliance Server is designed to be desk mounted or installed in a rack mount application. Rack mount ears and mounting screws are included and when rack mounted, uses 2U of rack space.

The Tek-CARE Appliance Server also supplies ports for the Tek-CARE Network and the facility's LAN, the radio pocket paging system's paging transmitter, Tek-CARE 300III Integration, the NC570, NC510UL, NC510ES, and NC510 FA Receivers.

The LCD screen on the Tek-CARE Appliance Server displays any calls and faults active on the nurse call system. The LED indicators to the left of the LCD provide power, fault, and call status at a glance. A simple configuration menu is also accessible from the front display.

The NC475DESK can function as a tone-visual master for the Tek-CARE platform. Calls, faults, and basic system configuration options are available, but audio communication is not available from the NC475 or NC475DESK. For audio communication, purchase the appropriate master station for your Tek-CARE system.



NC475DESK

Specifications

Dimensions:	NC475: 2.5"H × 13.45"W × 7.875"D (64 mm × 342 mm × 199 mm)
Monitor:	14"H × 21.3"W × 1.9"D (356 mm × 541 mm × 48 mm)
Power:	AC/DC Power Adapter included
Input:	100-240 VAC, 2A, 50/60Hz
Output:	12 VDC, 5A, 60W Max
Battery Backup:	TekTone PK250B or equivalent required
Temperature:	0-40°C
Humidity:	0-95% (non-condensing)

Applicable Systems

Tek-CARE®120 and 160 Nurse Call Systems
Tek-CARE®300III Nurse Call System
Tek-CARE®400 P5/P5+ Nurse Call Systems
Tek-CARE®400 GEN3 Nurse Call System
Tek-CARE®500 Wireless Nurse Call System
Tek-CARE®570 Wireless Nurse Call System
Tek-CARE®600 Alert Integration Manager
Tek-CARE®700 Wander Management System

Listings



UL® 1069 Listed and cUL® Listed to CSA
C22.2 No. 205; UL® File Number E71599.

Software License Selections

Individually available software modules run on the Tek-CARE Appliance Server, adding ancillary features to the healthcare communications system.

System Connectivity:

- **LS120 Tek-CARE120 connectivity license** enables the Tek-CARE Appliance Server to import events from Tek-CARE120 Nurse Call Systems.
- **LS160 Tek-CARE160 connectivity license** enables the Tek-CARE Appliance Server to import events from Tek-CARE160 Nurse Call Systems.
- **LS301 Tek-CARE300II & LS300 Tek-CARE300III connectivity license** enables the Tek-CARE Appliance Server to import events.
- **LS400 Tek-CARE400 connectivity license** enables the Tek-CARE Appliance Server to import events from Tek-CARE400 Nurse Call Systems.
- **LS460 Tek-CARE Media Gateway connectivity license** provides integration between the Tek-CARE Network and VoIP telephone systems. This includes 4 audio paths. LS465 adds 4 additional audio paths.
- **LS500 Tek-CARE500 connectivity license** enables the Tek-CARE Appliance Server to import events from FA, ES, and UL version Tek-CARE500 Wireless Nurse Call Systems.
- **LS570 Tek-CAREconnectivity license** enables the Tek-CARE Appliance Server to import events from the Tek-CARE570 Wireless Nurse Call System)
- **LS600 Tek-ALERT connectivity license** enables the Tek-CARE Appliance Server to import events from other systems, such as nurse call and fire alarm. (One LS600 required per interface.)
- **LS700K Tek-CARE700 connectivity license with Starter Kit** enables the Tek-CARE Appliance Server to import events from our wander management system. It includes the NC708 Starter Kit with ID-TAD, testing tag, #6 spanner hex bit, and programming adapter for door controllers.

Event Monitors & Reporting:

- **LS610-series Reporting** records all activity on the Tek-CARE Appliance Server, and provides custom reports on this activity for followup review and evaluation by management. Reports are viewed using a web browser by any computer networked to the Tek-CARE Appliance Server. They may also be printed, saved as HTML files for later viewing in a web browser, or saved as a CSV files for viewing in a spreadsheet program (such as Microsoft Excel).

When LS453 Email Output software is combined with LS610-series Reporting, reports can be sent automatically via email. Available in packages for 100 points (LS610/1), 500 points (LS610/5), 1000 points (LS610/10), 2500 points (LS610/25), 5000 points (LS610/50), and 10000 points (LS610/100). A point is one Tek-CARE120/160, or Tek-

CARE400 addressable device, Tek-CARE500 transmitter, Tek-ALERT device ID, or Tek-CARE700 tag.

- **LS623-series Event Monitor for Windows** displays activity from all connected systems. This software is installed on the Tek-CARE Appliance Server, plus up to 255 personal computers networked to the Tek-CARE Appliance Server. (PCs must be running Microsoft Windows.) Available in packages of one license (LS623/1), five licenses (LS623/5), 10 licenses (LS623/10), or 25 licenses (LS623/25).

ADT Interface:

- **LS452 ADT Interface** receives Admit, Discharge and Transfer information from the facility's hospital information system (HIS)—including patient name, room number, bed number and doctor name—and inserts it into the corresponding fields in the Tek-CARE system's patient database. Information in these fields is then visible to facility staff on touchscreen master stations.

Email Output:

- **LS453 Email Output** enables email addresses to be added as staff devices. The software sends calls and other events via email to the assigned staff members. Events can also be sent to anything that has an email gateway—for example, sending an SMS message to a cell phone.

Tek-CARE Staff App:

- **LS620/LS630 Tek-CARE non-voice/voice App Server license** enables the Tek-CARE Appliance Server to send events via the facility's Wi-Fi to mobile devices running the LS621/LS631-series app.
- **LS621/LS631-series Tek-CARE non-voice/voice Staff App** enables mobile iOS and Android devices to act as portable event monitors. Up to 255 iOS and/or Android devices running the Tek-CARE app can be active on the system at one time. Install licenses on the Tek-CARE Appliance Server, and download the app from the Apple Store. See the IL1020 specification for device requirements. Available in packages of one license (LS621/1 or LS631/1), five licenses (LS621/5 or LS631/5), 10 licenses (LS621/10 or LS631/10), 25 licenses (LS621/25 or LS631/25), 50 licenses (LS621/50 or LS631/50), 100 licenses (LS621/100 or LS631/100), and 200 licenses (LS621/200 or LS631/200).

Tek-CARE TVs:

- **LS622-series Tek-CARE TV for the Apple TV App licenses** enables a 4th Generation (or newer) Apple TV with an HDMI connected widescreen TV or monitor to act as an event monitor. Up to 10 Apple TVs can be active on the system at one time. Install licenses on the Tek-CARE Appliance Server. Available in packages of one license (LS622/1), five licenses (LS622/5), 10 licenses (LS622/10), 25 licenses (LS622/25), 100 licenses (LS622/100), and 200 licenses (LS622/200).

Features

- Improves staff awareness and efficiency
- Calls can be filtered and zoned
- App-to-station and app-to-master audio support
- Send and receive text messages
- View resident information
- Call tone sounds for the highest priority call

Description

The LS621/LS631-series Tek-CARE Staff App is a powerful tool for facility staff that improves resident care and satisfaction while giving staff members improved situational awareness and improving the efficiency of your care staff.

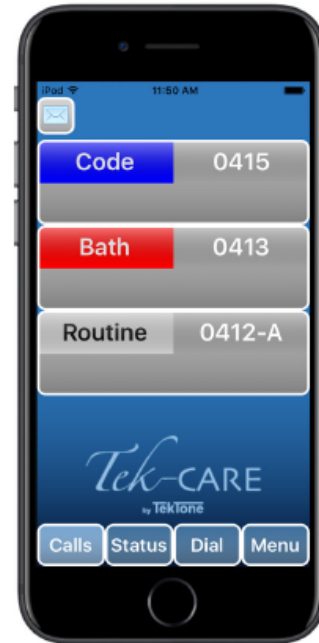
The Tek-CARE Staff App requires an NC475 Tek-CARE Appliance Server to be installed as part of the Tek-CARE system. Both the NC475 and the device running the Tek-CARE Staff App must be networked together on the same facility LAN.

In order to enable Tek-CARE Staff App functionality on the Tek-CARE system, contact TekTone Sales and purchase the LS620 App Server and LS621-series licenses as required for non-voice. Purchase the LS630 voice-based App Server and LS631-series licenses as required for the audio and voice-based option. The LS621/LS631 licenses can be purchased in packs of 1, 5, 10, 25, 50, 100, and 200.

When a patient calls the staff from a room station, the assigned staff member can answer immediately and speak directly with the patient using the Staff App with LS631 voice-based licensing on a configured mobile device.

The Tek-CARE Staff App operates as a staff device on the Tek-CARE system, allowing each individual app to be configured for a particular staff member's needs.

Up to 255 Tek-CARE Staff Apps can be used concurrently on a single system.



LS621/LS631 Tek-CARE Staff App

Specifications

Connections: WiFi connection to facility LAN.

Required Components

NC475 Tek-CARE Appliance Server
Mobile iOS Devices currently supported by Apple (The Tek-CARE Staff App requires devices running iOS 10.3 or later.)
Mobile Android Device (Devices must run Android 4.1 or later.)
LS620 Tek-CARE App Server license, non-voice.
or
LS630 Tek-CARE App Server license, voice.

Features

- Can be placed anywhere in the facility with network connectivity
- Calls can be filtered and zoned
- Resident info can be removed for HIPPA compliance
- A call tone sounds for the highest priority call

Description

The LS622-series Tek-CARE App for TV is designed to be used as a cost-effective and attractive event monitor for the Tek-CARE system. The Tek-CARE TV App can be downloaded from the App Store free of charge.

The LS622-series Tek-CARE App for TV requires a 4th Generation or newer Apple TV. The Apple TV can be purchased from any major electronic retailer.

The Apple TV requires an NC475 Tek-CARE Appliance Server to be installed as part of the Tek-CARE system. Both the NC475 and the Apple TV running the Tek-CARE TV must be networked together on the same LAN.

In order to enable the Apple TV functionality on the Tek-CARE system, contact TekTone Sales and purchase the LS622/x software license. The LS622 can be purchased in packs of 1, 5, 10, 25, 100, and 200.

The Apple TVs with the LS622/x license can be zoned to display calls from desired zones to improve staff awareness and efficiency. In situations where the monitor is visible to facility visitors, the app can also be set to not display resident names.

Up to 255 Apple TVs with the LS622/x license can be installed on a single system.



LS622-series Tek-CARE App for TV



4th Generation Apple TV

Specifications

Connections: Ethernet or WiFi connection to facility LAN.

Required Components

- NC475 Tek-CARE Appliance Server
- 4th Generation (or newer) Apple TV and compatible display

Features

- Provides uninterrupted power
- Distinctive alarms for on battery and battery low

Description

The PK250B Uninterruptible Power Supply (UPS) provides uninterrupted power in the event of utility power failures, brownouts and blackouts. It is for use with the NC356CE Central Equipment (CE) Module, NC455CE Central Equipment (CE) Module, NC503 Central Monitoring Dialer, and the NC475 Tek-CARE Appliance Server. Its economical cost and compact size will enhance the operation of your system.

When power is interrupted, the PK250B immediately cuts in to provide square wave power for any connected hardware until an emergency generator is activated or power is restored. In the event of a prolonged power outage, the PK250B will provide power to the limit of its battery. Battery backup for the NC475 Tek-CARE Appliance Server is rated for 10 minutes.

The unit has distinctive alarms for *on battery* and *battery low*. Other features include output receptacles for connection of equipment, and power cord for a standard 120 volt, 15 AMP power circuit.

Specifications

Dimensions: 5.5"H × 10.8"W × 4.1"D
(139.7 mm × 274.3 mm × 104.1 mm)

Battery:

Type: Sealed, maintenance-free lead-acid
Capacity: 600 VA / 330 W
Voltage: 115 VAC +/-8%
Frequency: 50 or 60 Hz +/-0.1% (auto-sensing)
Connections: 5x 115 VAC battery backup + surge
2x 115 VAC surge protection only
1x USB battery backup + surge

Input:

Voltage: 120 VAC
Frequency: 50 or 60 Hz
Connection: 5' cord with right angle plug



PK250B Uninterruptible Power Supply (UPS)

Listings

FCC Part 15 Class B, FCC Part 68, TUV, UL® 1778, UL® 2560

Applicable Components

NC356CE Central Equipment Module (Tek-CARE300III Nurse Call System)
NC455CE Central Equipment Module (Tek-CARE400 P5+/GEN3 Nurse Call System)
NC475 Tek-CARE® Appliance Server

Features

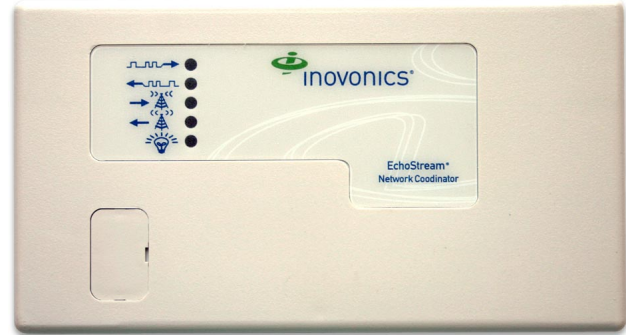
- UL® 2560 Listed
- Facilitates supervision of transmitters
- Provides general location of calling transmitters
- 900MHz spread-spectrum radio
- Snap-on/pry-off cover

Description

The NC510UL Receiver enables communication between transmitters and the Tek-CARE® Server in a Tek-CARE®500 Wireless Nurse Call System. The NC510UL facilitates the supervision of all transmitters. The NC510UL's 900 MHz spread-spectrum radio provides reliability, even in hostile or difficult radio environments. EchoStream® technology with diversity reception and advance signal processing minimizes nulls or dead spots. The NC510UL Receiver includes slots through the side and bottom of the case for wiring. Transmitters are programmed using default information stored in the receiver.

Specifications

Dimensions:	6.5"W × 3.5"H × 1.0"D (165 mm × 89 mm × 25 mm)
Weight:	5.3 oz.
Power Required:	12 VDC provided by PK510 Power Supply/ PC Interconnect Assembly (included)
Frequency:	902–928 MHz frequency-hopping spread spectrum
Environment:	–4°F to 140°F, 0% to 90% non-condensing relative humidity



NC510UL Receiver

Listings



UL® 2560 Listed; UL® File Number E71599.

Required Components

Tek-CARE®500 Wireless Nurse Call System

TekTone® has designed Tek-CARE500 to work as a system. Its Tek-CARE® Server has been carefully designed and matched to work with Tek-CARE500 wireless and wired peripherals. TekTone will not warrant or support components of Tek-CARE500 that are purchased separately unless the components are add-ons to previously sold systems. TekTone will also not warrant or support a system that is a mix of TekTone and non-TekTone parts, unless prior permission has been obtained. A site survey must be performed and submitted before ordering a Tek-CARE500 system. In order to track our systems and to inform facilities of software upgrades, full site information (site name, address and phone number) will be required when ordering. Site information and Tek-CARE Server warranty numbers will also be required when requesting technical support.

Features

- UL® 2560 Listed
- Enhances wireless transmission range
- Provides general location of calling transmitters
- Signal synchronization processing minimizes excessive signal generation
- Easy to install — just mount and plug in
- Supervised radio link to home receiver
- Includes integral backup battery

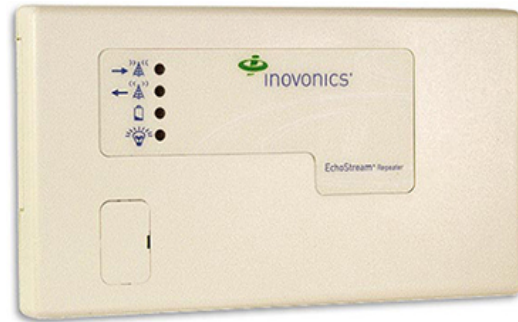
Description

The NC511UL is a high power repeater and locator for the Tek-CARE®500 Wireless Nurse Call System. The NC511UL repeater/locator allows greater distances between the Tek-CARE500 Transmitters and Receiver, and also provides general transmitter location information. Its range makes the repeater/locator a practical solution for open-air installations such as campuses, buildings with multiple wings, and other large wireless projects.

The NC511UL Repeater/Locator uses signal strength to distinguish between original and retransmitted signals, to ensure that the NC510UL Receiver is sent accurate location information. Wireless radio protocols and Signal Synchronization Technology™ allow the repeater/locator to act intelligently, amplifying transmission from any Tek-CARE500 transmitter while ignoring background noise.

Specifications

Dimensions:	3.5"H × 6.5"W × 1"D (89 mm × 165 mm × 25 mm)
Weight:	7.14 oz.
Environment:	−4°F to 140°F, 0% to 90% non-condensing relative humidity
Power:	12–16.5 VAC or VDC (transformer included)
Backup Battery:	2450mAh @ 3.7V lithium-ion (included)
Backup Time:	Up to 24 hours (varies depending upon repeater usage)



NC511UL Repeater/Locator

Listings



UL® 2560 Listed; UL® File Number E71599.

Required Components

Tek-CARE500 Wireless Nurse Call System

Optional Components

IH511 Weatherproof Housing

TekTone® has designed Tek-CARE500 to work as a system. Its Tek-CARE® Server has been carefully designed and matched to work with Tek-CARE500 wireless and wired peripherals. TekTone will not warrant or support components of Tek-CARE500 that are purchased separately unless the components are add-ons to previously sold systems. TekTone will also not warrant or support a system that is a mix of TekTone and non-TekTone parts, unless prior permission has been obtained. A site survey must be performed and submitted before ordering a Tek-CARE500 system. In order to track our systems and to inform facilities of software upgrades, full site information (site name, address and phone number) will be required when ordering. Site information and Tek-CARE Server warranty numbers will also be required when requesting technical support.

Features

- UL® 2560 Listed
- Fully supervised wireless 900MHz transmitter
- 60% smaller and lighter than previous pendants
- Neck lanyard and wristband versions
- Waterproof
- Vibration and blinking red LED for call assurance
- Low battery warning before battery depletion
- Customer-replaceable, 3V lithium-metal battery

Description

The SF503UL Neck Lanyard Pendant and SF504UL Wristband Pendant feature the great range and reliability of 900 MHz in a small, waterproof package. The pendants can be worn in the shower or bathtub, outside in the rain, or other environments where they may be splashed with water or momentarily submerged.

The pendants have a single-button design with “press and one-second hold” activation, making them easy to use but resistant to false alarms. When a pendant is activated, it vibrates briefly and its red LED blinks rapidly for five seconds, then blinks slowly until the alarm is cleared. Alarms may be cleared by placing an RP500 Alarm Clearance Card over the button, or by a sequence of button presses.

The pendant transmitters are especially suited for assisted living installations. They feature a fully supervised RF link to ensure reliability. The built-in LED flashes with all transmissions, including supervision, so the user can see that the transmitter is still functioning.

Specifications

Dimensions:	1.6"H × 1.6"W × 0.5"D (40 mm × 40 mm × 12.5 mm)
Weight:	0.6 oz. (17 g) with battery inserted
Range:	1 mile, open field
Environment:	32°F–140°F (0°C–60°C) Waterproof to IP67 standard
Battery:	3V Lithium (BA004)
Battery Life:	One year at 5 activations/day and 10 minute alarm reset time



SF503UL Neck Lanyard
Pendant

SF504UL Wristband
Pendant



RP500K Alarm Clearance
Cards
(sold separately in 10-piece
kits)

Listings



UL® 2560 Listed; UL® File Number E71599.

Required Components

Tek-CARE500 Wireless Emergency Call System

Optional Components

RP500K Alarm Clearance Cards - 10 each

TekTone® has designed Tek-CARE®500 to work as a system. Its Tek-CARE® Server has been carefully designed and matched to work with Tek-CARE500 wireless and wired peripherals. TekTone will not warrant or support components of Tek-CARE500 that are purchased separately unless the components are add-ons to previously sold systems. TekTone will also not warrant or support a system that is a mix of TekTone and non-TekTone parts, unless prior permission has been obtained. A site survey must be performed and submitted before ordering a Tek-CARE500 system. In order to track our systems and to inform facilities of software upgrades, full site information (site name, address and phone number) will be required when ordering. Site information and Tek-CARE Server warranty numbers will also be required when requesting technical support.

Features

- Check-In feature device
- UL® 2560 Listed
- Reliable 900 Mhz transmitter operation
- Quad Element PIR
- Selectable 2-, 4-, or 6-hour sleep cycle
- Wall or Corner (wall) mounted
- Pet immunity

Description

The SF515UL Wireless PIR Activity Sensor is used with the Tek-CARE®500 Wireless Nurse Call System and functions as a check-in device for the system's resident Check-In feature. The sensor features advanced digital signal processing to recognize "human signature" size and movement, reducing false alarms. The SF515UL has a tamper-protected case, and the 3V lithium battery is included.

The SF515UL Wireless PIR Activity Sensor is ideal for residential and senior living environments. The SF515UL features immunity to radio interference, vibration, static, stray light, and other false triggering sources.

Required Components

Tek-CARE®500 Wireless Nurse Call System

Listings



UL® 2560 Listed; UL® File Number E71599.



SF515UL Wireless PIR Activity Sensor

Specifications

Dimensions:	4.25"H × 2.28"W × 1.7"D (108 mm × 58 mm × 43 mm)
Environment:	32°F to 120°F, 0%–93% non-condensing relative humidity
Battery:	3V Lithium (BA505)
Coverage Area:	26' at 89°, mounted 6' 5" to 7' 5" high

TekTone® has designed Tek-CARE®500 to work as a system. Its Tek-CARE® Server has been carefully designed and matched to work with Tek-CARE500 wireless and wired peripherals. TekTone will not warrant or support components of Tek-CARE500 that are purchased separately unless the components are add-ons to previously sold systems. TekTone will also not warrant or support a system that is a mix of TekTone and non-TekTone parts, unless prior permission has been obtained. A site survey must be performed and submitted before ordering a Tek-CARE500 system. In order to track our systems and to inform facilities of software upgrades, full site information (site name, address and phone number) will be required when ordering. Site information and Tek-CARE Server warranty numbers will also be required when requesting technical support.

Description

The SF520UL Door/Window Egress Transmitter is for use with Tek-CARE®500 Wireless Emergency Call System. The SF520UL transmits signals at the 900 MHz frequency. It sends supervision signals to the Tek-CARE500 system at a selectable interval, making it ideal for both high security installations and residential installations.

The SF520UL includes a built-in magnetic reed switch in a tamper-proof case. The magnet supports a 5/8" gap, and the unit supports an NO or an NC external contact. The SF520UL requires no physical wiring connections to transmit an alarm call and is powered by a 3V lithium battery. A mounting bracket is also provided.

Specifications

Dimensions:	3.5"H × 1.7"W × 0.9"D (89 mm × 43 mm × 23 mm)
Construction:	Attractive, flame retardant ABS plastic
Distance:	10 feet maximum between transmitter and external switch
Contact Closure:	1.5 seconds minimum
Battery:	3.0V Lithium (BA505)
Environment:	0°–60°C



SF520UL Door/Window Egress Transmitter

Required Components

Tek-CARE500 Wireless Emergency Call System

Listings



UL® 2560 Listed; UL® File Number E71599.

TekTone® has designed Tek-CARE500 to work as a system. Its Tek-CARE® Server has been carefully designed and matched to work with Tek-CARE500 wireless and wired peripherals. TekTone will not warrant or support components of Tek-CARE500 that are purchased separately unless the components are add-ons to previously sold systems. TekTone will also not warrant or support a system that is a mix of TekTone and non-TekTone parts, unless prior permission has been obtained. A site survey must be performed and submitted before ordering a Tek-CARE500 system. In order to track our systems and to inform facilities of software upgrades, full site information (site name, address and phone number) will be required when ordering. Site information and Tek-CARE Server warranty numbers will also be required when requesting technical support.

www.tektone.com

324 Industrial Park Road • Franklin, NC 28734 • tektone@tektone.net
Phone: 828.524.9967 • Fax: 828.524.9968 • Sales: Choose option 2 • Tech Support: Choose option 3
TekTone's quality system is registered by DQS to the ISO 9001:2015 standard.

Description

The SF525UL and SF525/2UL Universal Contact Wireless Transmitters are for use with Tek-CARE®500 Wireless Nurse Call System. The SF525UL and SF525/2UL transmit signals at the 900 MHz frequency. They send supervision signals to the Tek-CARE500 system at a selectable interval, making it ideal for both high security installations and residential installations. The transmitters are for use with any standard NO or NC contact (15 msec duration) or sensor. The SF525UL includes one selectable NO/NC input; the SF525/2UL include a selectable NO/NC input, plus an NC-only input.

The SF525UL and SF525/2UL require no physical wiring connections to transmit an alarm call and are powered by a 3V lithium battery. Each has a tamper-proof case and includes a mounting bracket.

Specifications

Dimensions:	3.5"H × 1.7"W × 0.9"D (89 mm × 43 mm × 23 mm)
Construction:	Attractive, flame retardant ABS plastic
Contact Closure:	1.5 seconds minimum
Battery:	3.0V Lithium (BA505)
Environment:	-20°–60°C

Listings



UL® 2560 Listed; UL® File Number E71599.

Required Components

Tek-CARE500 Wireless Emergency Call System



SF525UL, SF525/2UL Universal Contact Transmitters

TekTone® has designed Tek-CARE500 to work as a system. Its Tek-CARE® Server has been carefully designed and matched to work with Tek-CARE500 wireless and wired peripherals. TekTone will not warrant or support components of Tek-CARE500 that are purchased separately unless the components are add-ons to previously sold systems. TekTone will also not warrant or support a system that is a mix of TekTone and non-TekTone parts, unless prior permission has been obtained. A site survey must be performed and submitted before ordering a Tek-CARE500 system. In order to track our systems and to inform facilities of software upgrades, full site information (site name, address and phone number) will be required when ordering. Site information and Tek-CARE Server warranty numbers will also be required when requesting technical support.

Features

- UL® 2560 Listed
- Fully supervised wireless 900MHz transmitter
- Provides standard ¼" receptacle, suitable for use with many call cord types
- Cord-out supervision
- Low battery warning before battery depletion
- Call assurance LED
- Field replaceable 3V lithium battery
- Battery circuit includes ON/OFF switch

Description

The SF521UL single resident bed station features the great range and reliability of 900MHz signaling. This unit can be wall mounted near any resident location for call placement. It provides a standard ¼" call cord receptacle along with a reset button. Calls are latched locally to ensure that residents receive direct staff attention. The device includes a call assurance LED as well as cord out detection. The SF521UL features a fully supervised RF link to ensure reliability and to monitor for battery low condition. The battery is a field-replaceable 3V lithium. The unit is shipped with the battery switch in the OFF position. Move the battery switch to the ON position before installation.

When a call is placed, it annunciates on any master stations, duty stations, staff apps, and monitors installed on the Tek-CARE system zoned to display the call. The SF521UL stations are configured using the LS450 Config Tool Software.

The SF521UL may be directly surface-mounted to a non-metallic surface, or mounted using a non-metallic single-gang backbox or low voltage ring. Mount the station using an IH521K bezel mounting kit. The station snaps into the kit's plastic bezel and then onto the kit's surface mounting plate, leaving no visible screw holes.

Listings



UL 2560 Listed; UL® File Number E71599.



SF521UL Room Station

Specifications

Dimensions:	4.57"H × 3.23"W × 1.8"D (116 mm × 82 mm × 45mm) Note: Above dimensions include the IH521K Housing
Construction:	Flame-retardant (UL® 94V-0) plastic
Mounting:	Surface mounted using the IH521K Housing
Housing:	IH521K
Battery:	3.0V Lithium (BA505)

Required Components

- Tek-CARE500 Wireless Nurse Call System
 - NC475DESK with an LS500 Tek-CARE500 connectivity license
- IH521K Mounting Kit

Features

- UL® 2560 Listed
- Two standard configurations
- Use push button or pull cord to place a call
- Choose whether to include pull cord during installation
- Call assurance LED illuminates when call is placed
- Water resistant with optional gasket for wet environments and easy cleaning
- Fully supervised wireless 900Mhz transmitter
- Battery circuit includes ON/OFF switch

Description

The SF523UL is a wireless, surface-mountable station that includes a call button, an optional pull cord, an LED for call indication, and a reset button. The SF523UL is provided with three interchangeable label inserts for different uses such as “Help”, “Assist/Check-In”, and “Emergency” calls. The SF523UL may also be programmed as a call/check-in station if desired. The optional RP187K water-resistant gasket allows the station to be used in wet environments such as shower rooms.

When a call is placed, it annunciates on any master stations, duty stations, staff apps, and monitors installed on the Tek-CARE system zoned to display the call. The SF523UL stations are configured using the LS450 Config Tool software. By default, the call button and pull cord place an “Emergency” call. The LS450 Config Tool software can also be used to program additional call types and create custom call button inserts for the SF523UL.

The SF523UL may be directly surface-mounted to a non-metallic surface, or mounted using a non-metallic single-gang backbox or low voltage ring. Mount the station using an IH521K bezel mounting kit. The station snaps into the kit’s plastic bezel and then onto the kit’s surface mounting plate, leaving no visible screw holes.

The unit is shipped with the battery switch in the OFF position. Move the battery switch to the ON position before installation.

Listings



UL 2560 Listed; UL® File Number E71599.



SF523UL Room Station

Specifications

Dimensions:	4.57"H × 3.23"W × 1.42"D (116 mm × 82 mm × 36 mm) Note: Above dimensions include the IH521K Housing
Construction:	Flame-retardant (UL94V-0) plastic
Mounting:	Surface mounted using the IH521K Housing
Housing:	IH521K
Environment:	-40°C–70°C
Battery:	3.0V Lithium (BA505)

Required Components

- Tek-CARE500 Wireless Nurse Call System
 - NC475DESK with an LS500 Tek-CARE500 connectivity license
- IH521K Mounting Kit

Optional Components

- RP187K gaskets to install in wet environments (5 each)

www.tektone.com

324 Industrial Park Road • Franklin, NC 28734 • tektone@tektone.net
Phone: 828.524.9967 • Fax: 828.524.9968 • Sales: Choose option 2 • Tech Support: Choose option 3
TekTone's quality system is registered by DQS to the ISO 9001:2015 standard.

Features

- Provides mounting bezel and plate for SF521UL and SF523UL wireless call stations
- Mounts to standard plastic single gang old workbox or low voltage ring

Description

The IH521K mounting kit is required to mount either the SF521UL or SF523UL stations.

The plastic bezel snaps onto the included mounting plate, leaving no visible screw holes.

Listings



UL® 1069 Listed and cUL® Listed to CSA C22.2 No. 205; UL® File Number E71599.



RoHS Compliant



IH521K Single Station Mounting Kit
(shown without pull-string and slider)

Specifications

Dimensions: 4.58"H × 3.25"W × 1.40"D
(116 mm × 82 mm × 36 mm)

Environment: 0°C–60°C

Construction: Flame retardant (UL® 94V-0) plastic

Mounting: Attach included back plate to a standard plastic single-gang old work-box or low voltage ring

Required Components

SF521UL Room Station
SF523UL Room Station

Features

- Oxygen safe
- Impact resistant and waterproof
- Small, lightweight pendant fits comfortably in hand
- Bed clips included
- UL® 1069 Listed; SF301A is also UL® 2560 Listed

Description

The TekTone SF301A (single) or SF302 (double) Call Cords are for use with the Tek-CARE® nurse call systems and wireless emergency call systems where 1/4" phono jacks are used. Ten-foot cords are also available as SF301A/10 and SF302/10. The SF301A and SF302 are oxygen safe call cords certified safe for use by all patients receiving oxygen therapy. These waterproof and impact-resistant call cords have completely sealed push buttons.

Required Components

Tek-CARE® 500 Wireless Nurse Call System with SF521UL
Tek-CARE® 120 or 160 Nurse Call System with SF121 or SF122 Room Stations
Tek-CARE®300II Nurse Call System with SF380A Patient Stations
Tek-CARE® NC200N or NC150N Nurse Call Systems with IR151B or IR152B
Tek-CARE® NC110N Nurse Call System with SF100C or SF102 Patient Stations

Listings



SF301A is UL® 1069 and UL® 2560 Listed;
SF302 is UL® 1069 Listed; UL® File Number E71599.



SF301A, SF302 Call Cord

Specifications

Dimensions: 7' (2.13 m) long polyvinyl-covered cord
Construction: SPST-1A switch, Integral brass, fine silver contacts 1 AMP, 115 watt maximum, AC
Connections: 1/4" (6.35 mm) plug-in phono jack

Features

- Sensitive touch activation
- Oxygen tent safe
- Ideal for geriatric use
- Momentary, air-activated switch
- Adjustable bed clip(s)
- UL® 1069 Listed

Description

TekTone® SF301G and SF302G Call Cords are for use with Tek-CARE® nurse call systems and wireless emergency call systems where ¼" phono jacks are used.

SF301G and SF302G Call Cords are specifically designed for use in geriatric and oxygen environments, but may also be used in general applications. To place a call, the patient applies slight pressure to the squeeze bulb using any part of the body. The force of air through the vinyl tubing closes a switch in the plug, thus placing a call. An adjustable bed clip is supplied for the SF301G and is attached to the call cord. Two adjustable bed clips are supplied with the SF302G.

Listings



UL® 1069 Listed; UL® File Number E71599.

Specifications

Switch:	Momentary contact, air activated
Plug:	Stainless steel
Cord:	Vinyl tubing
Electrical:	Rated current 1/3 AMP, 24 VAC-VDC
Dimensions:	Cord: 6' long (1.83 m) Plug: 1.25" long (32 mm) Bulb: 1.5" diameter (38 mm)



SF301G Call Cord

Required Components

Tek-CARE®500 Wireless Nurse Call System with SF530ES or SF530UL Room Stations
or
Tek-CARE®120 or 160 Nurse Call System with SF121 or SF122 Room Stations
or
Tek-CARE®300II Nurse Call System with SF380A Patient Stations
or
Tek-CARE® NC200N or NC150N Nurse Call Systems with IR151B or IR152B Patient Stations
or
Tek-CARE® NC110N Nurse Call System with SF100C or SF102 Patient Stations

Features

- Maintenance free
- Easy installation
- Knockouts provided

Description

The IH511 Weatherproof Housing is an attractive indoor or outdoor housing for the Tek-CARE®500 Wireless Emergency Call System. The IH511 accommodates an NC511UL Repeater/Locator. The housing is constructed of plastic for durability, and for unhindered signal reception and transmission. Knockouts are included on the back to allow the connection of an AC transformer.

Specifications

Dimensions: 7"H × 7"W × 3"D
(178 mm × 178 mm × 76 mm)

Required Components

Tek-CARE500 Wireless Emergency Call System



IH511 Weatherproof Housing

TekTone® has designed Tek-CARE500 to work as a system. Its Tek-CARE® Server has been carefully designed and matched to work with Tek-CARE500 wireless and wired peripherals. TekTone will not warrant or support components of Tek-CARE500 that are purchased separately unless the components are add-ons to previously sold systems. TekTone will also not warrant or support a system that is a mix of TekTone and non-TekTone parts, unless prior permission has been obtained. A site survey must be performed and submitted before ordering a Tek-CARE500 system. In order to track our systems and to inform facilities of software upgrades, full site information (site name, address and phone number) will be required when ordering. Site information and Tek-CARE Server warranty numbers will also be required when requesting technical support.

www.tektone.com

324 Industrial Park Road • Franklin, NC 28734 • tektone@tektone.net
Phone: 828.524.9967 • Fax: 828.524.9968 • Sales: Choose option 2 • Tech Support: Choose option 3
TekTone's quality system is registered by DQS to the ISO 9001:2015 standard.

Features

- Provides interface between telephone line and the NC475 Tek-CARE Appliance Server
- RoHS Compliant
- Allows central monitoring to be added to Tek-ALERT and Tek-CARE systems

Description

The NC503 Central Monitoring Modem allows central monitoring to be added to the Tek-ALERT® Alert Integration Manager or to a Tek-CARE® nurse call or emergency call system. The NC503 provides an interface between the system's Tek-CARE Appliance Server and a telephone line in order to send alarm messages to a central monitoring station.

The NC503 Central Monitoring Modem is connected to the Tek-CARE Appliance Server via a standard straight serial cable, and is connected to a telephone wall jack using a standard 6-position/2-wire telephone cable. The NC503 includes the auto dialer, a straight serial cable, a power adapter with cord, and a telephone cable.

Applicable Components

NC475 Tek-CARE Appliance Server running Tek-CARE Software version 1.16 or greater, plus one or more:

- Tek-CARE®120/160 Nurse Call Systems
- Tek-CARE®300 II/III Nurse Call System
- Tek-CARE®400 P5 & P5+ Nurse Call Systems
- Tek-CARE®400 GEN3 Nurse Call System
- Tek-CARE®500 Wireless Nurse Call System
- Tek-CARE®700 Wander Management System
- Tek-ALERT® Alert Integration Manager



NC503 Central Monitoring Modem

Specifications

Dimensions:	0.88"H × 4"W × 6"D (22 mm × 102 mm × 152 mm)
Power:	9 VAC, 1000 mA power adapter
Environment:	0°C–60°C
Connections:	Plug-in type
Isolation:	Mechanical relay, Opto-isolator and telephone coupling transformer
Housing:	High-strength plastic

Listings



RoHS Compliant.

Features

- Preprogrammed for use with TekTone systems
- Approximate one-mile range in ideal conditions

Description

The NC365B Paging Transmitter receives alphanumeric messages and patient call information via serial interface and transmits the information directly to pagers. Information is sent to the transmitter at 9600 baud to minimize bottlenecks. Call type and location are determined by the system supplying information to the transmitter. The NC365B Paging Transmitter is pre-programmed for use with TekTone® systems for simplified plug-and-play setup.

The system's range depends upon the site and the transmitter's location. To determine the exact coverage, conduct a site survey. Under ideal conditions, the NC365B Paging Transmitter's range is approximately one mile. The unit includes a ¼-wave BNC-terminated antenna to provide coverage that meets most requirements.

Required Components

NC397A Pagers plus one of these systems:

- Tek-CARE®400 GEN3 Nurse Call System
- Tek-CARE®400 P5/P5+ Nurse Call System
- Tek-CARE®400 Nurse Call System
- Tek-CARE®NC300II Nurse Call System
- Tek-CARE®120 or 160 Nurse Call System
- Tek-CARE®NC110/150/200 Nurse Call System (requires NC377-series Paging Interface Adapter/Voltage Interface)
- Tek-CARE®500 Wireless Nurse Call System
- Tek-ALERT®Alert Integration System
- NC475 Tek-CARE® Appliance Server

Optional Components

BA365K Battery Backup Kit



NC365B Paging Transmitter

Specifications

Dimensions:	7.48"H × 12.99"W × 2.76"D (190 mm × 330 mm × 70 mm)
Clearance:	7.87" (200 mm) minimum clearance on all sides
Ports:	Scope protocol RS232 serial DB9 COMP2 protocol RS232 serial DB9 8 dry contact inputs configured as Normally Open (#8 is preprogrammed to send RANGE TEST to CAP code 400 using included dummy plug.)
Housing:	Surface mounted
Frequency:	457.55 MHz
Channel spacing:	12.5 KHz
Adjacent channel:	Better than 200nW @ 4.5 KHz deviation
Baud rate:	9600 serial input 1200 transmit
Power:	115 VAC 0.8 A, 50/60 Hz input 2 Watt output Consumption less than 50 mA standby; up to 2.4 A transmit 13.8 Volts DC operating voltage

Each paging system installed in the United States is required by law to have an FCC license. The FCC license can be obtained directly by the end user or through an authorized agent. The FCC application process takes approximately two weeks and provides the end user with a ten-year renewable license. To apply for an FCC license, visit: <http://wireless.fcc.gov/uls/index.htm>.

Paging is an ancillary method of call annunciation, and is not intended to replace the primary annunciation provided by the nurse call system.

Features

- Alphanumeric
- 2-line 20-character backlit display
- Easy to use large 4-button design
- Preprogrammed with up to 8 user-specified CAP codes
- 4 vibrate patterns and 5 tone alert styles
- Real-time clock
- Message time stamping
- Low battery indicators
- Includes holster belt clip and bungee safety cord

Description

The NC397A Alphanumeric Pager is a radio pager with a large 2-line display. It includes a holster/belt clip and bungee safety cord. The pager is designed for use with TekTone's Tek-CARE nurse call systems, Tek-CARE500 Wireless Emergency Call System, and Tek-ALERT Alert Integration System.

The pager stores up to 60 messages of 239 characters each. Messages may be selectively deleted or locked into memory. Messages not locked into memory are automatically deleted as new messages arrive (beyond the 60 message limit), with the oldest messages deleted first.

The NC397A pager may be configured for annunciation via vibration or audible tones, and has one alarm for daily annunciation. It can be programmed to turn on and off at preset times each day.

The NC397A pager is pre-programmed to receive call information from TekTone® systems.



NC397A Alphanumeric Pager

Specifications

Dimensions:	2.087"H × 2.99"W × 0.67"D (53 mm × 76 mm × 17 mm) without holster belt clip
Weight:	1.76 oz. (50 g) without battery
Protocol:	POCSAG
Operating freq:	457.550 Mhz
Power:	1 AAA battery

Required Components

NC365B Paging Transmitter
plus one of these systems:

- Tek-CARE®400 GEN3 Nurse Call System
- Tek-CARE®400 P5/P5+ Nurse Call System
- Tek-CARE®400 Nurse Call System
- Tek-CARE®300III Nurse Call System
- Tek-CARE®120 or 160 Nurse Call System
- Tek-CARE®NC110/150/200 Nurse Call System
(requires NC377-series Paging Interface Adapter/
Voltage Interface)
- Tek-CARE®500 Wireless Nurse Call System
- Tek-ALERT® Alert Integration System
- NC475 Tek-CARE® Appliance Server

Paging is an ancillary method of call annunciation, and is not intended to replace the primary annunciation provided by the nurse call system.

Features

- Compliant with IEEE 802.3 (10Base-T), 802.3u (100Base-FX) standards, and 802.3u (100Base-TX) standards
- Wall mountable or desktop installation options
- No configuration, Plug-and-Play installation

Description

The NC556 Ethernet to Fiber Converter is used when Ethernet connections in any Tek-CARE® nurse call system must be extended over 100 meters. The NC556 Ethernet to Fiber Converter is particularly useful for large campuses or in instances when the Tek-CARE central equipment cabinets are located in multiple buildings and must be interconnected to create a single system.

The NC556 Ethernet to Fiber Converter does not require setup or configuration—it is a truly plug-and-play device and is operationally transparent to the nurse call system. Potential uses for the NC556 include linking Tek-CARE central equipment cabinets, connecting a NC475 Tek-CARE Appliance Server to a remote Tek-CARE central equipment cabinet, or extending the Tek-CARE Network to NC404TS Master Stations.

The NC556 supports a maximum fiber optic cable length of 2 kilometers (1.2 miles). The NC556 is designed for SC-terminated multimode fiber optic cable. The fiber converter fully complies with applicable IEEE 802.3 standards. It is UL® 1069 listed for use with the Tek-CARE nurse call system.

A 12 VDC power transformer is included. As an integral part of the nurse call system, the NC556 Ethernet to Fiber Converter must be connected to a Uninterruptible Power Supply and life safety electrical circuit.

TekTone® recommends that the NC556 Ethernet to Fiber Converter be installed by a technician who is experienced in making multimode fiber connections.

Listings



UL® 1069 Listed and cUL® Listed to CSA C22.2 No. 205; UL® File Number E71599. Evaluated to UL60950-1 Standard.



NC556 Ethernet to Fiber Converter

Specifications

Dimensions:	3.7"H × 3.0"W × 0.8"D (94 mm × 76 mm × 20 mm)
Local unit connectors:	1- 8P8C Female
Remote unit connectors:	1- Fiber Optic SC Female
Max data transfer rate:	10/100 Mbps
Max transfer distance:	2 km (1.2 miles)
Fiber type:	Multi Mode
Wavelength:	1310 nm
Power consumption:	200 mA @ 12 VDC
Enclosure type:	Plastic
Environment:	0°C - 50°C (32°F - 122°F), 10% - 90% Relative Humidity

Applicable Systems

Tek-CARE® 120 or 160 Nurse Call Systems
Tek-CARE® 400, P5/P5+/GEN3 Nurse Call Systems
Tek-ALERT® Alert Integration Manager
Tek-CARE® 500 Wireless Nurse Call System
Tek-CARE® 700 Wander Management System